




WOODLANDS
OUTREACH

Instructions

Print 2 copies of tool box template onto card. Cut 2nd copy from handle down and stick edges onto full card copy (making a pocket for front of tool box). Print tools onto card. After children have written learned skill onto back of tools, ask them to colour in and add to pocket on front of tool box.

Tool Box (SESSION 9)

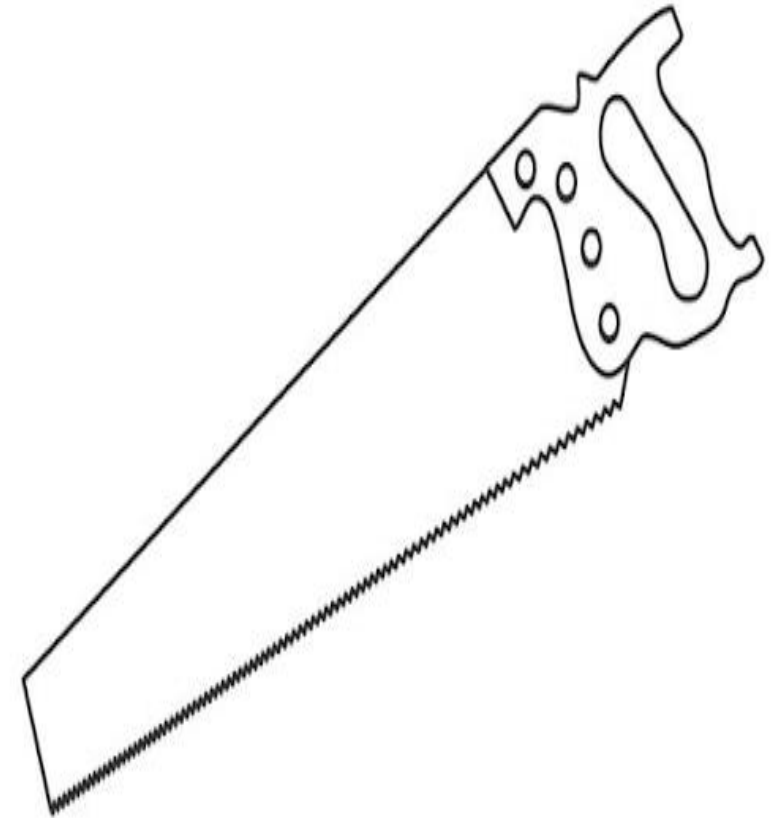





WOODLANDS
OUTREACH

Instructions

Print 2 copies of tool box template onto card. Cut 2nd copy from handle down and stick edges onto full card copy (making a pocket for front of tool box). Print tools onto card. After children have written learned skill onto back of tools, ask them to colour in and add to pocket on front of tool box.





WOODLANDS
OUTREACH

Instructions

Print 2 copies of tool box template onto card. Cut 2nd copy from handle down and stick edges onto full card copy (making a pocket for front of tool box). Print tools onto card. After children have written learned skill onto back of tools, ask them to colour in and add to pocket on front of tool box.

